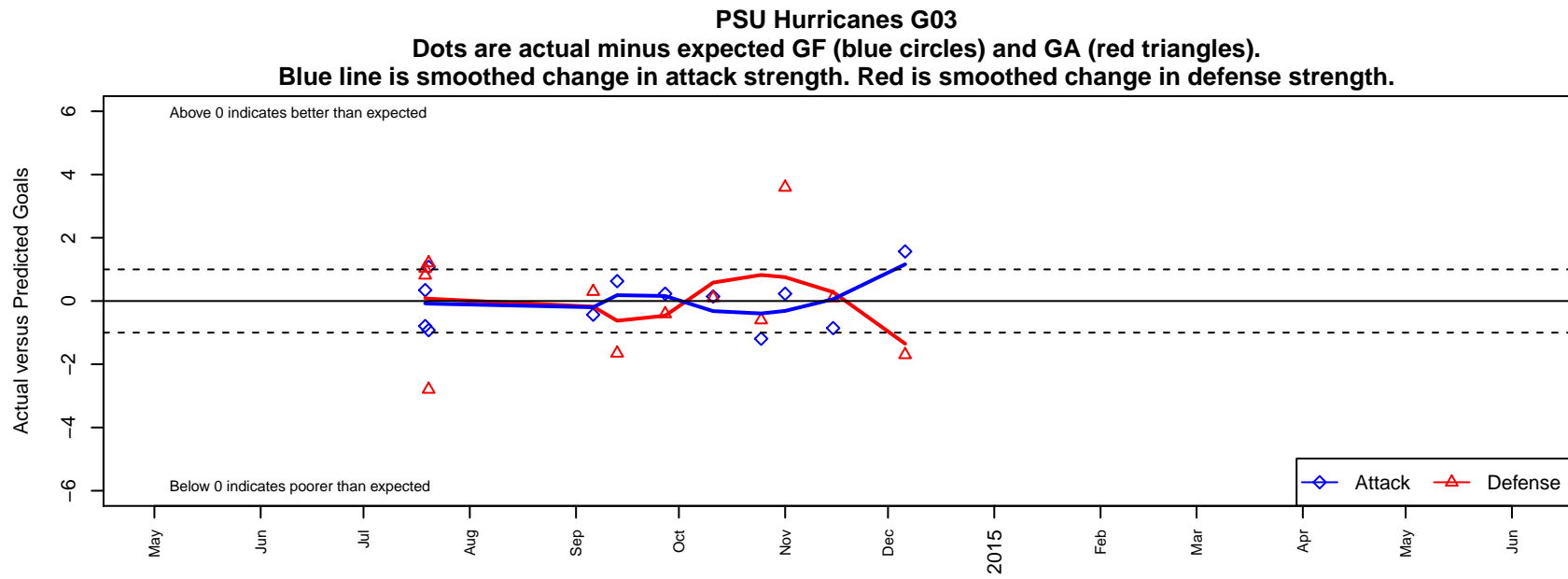


PSU Hurricanes G03

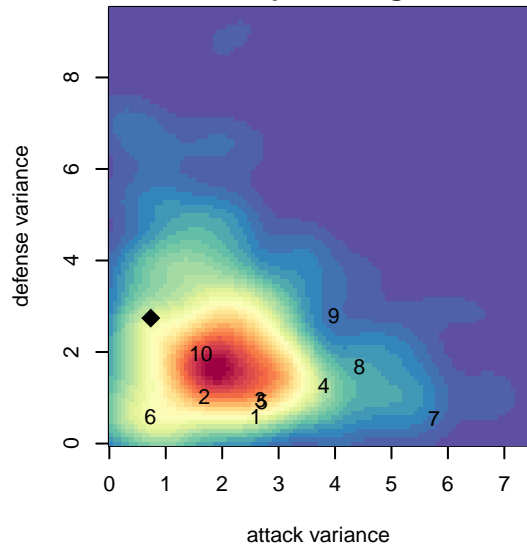
Puyallup SC
Puyallup, WA
G03 total strength=154
attack=0.18 defense=0.06
fall league = DIII G11D1
notes= Puyallup Soccer Union

alt names used:
PSU Hurricanes
Hurricanes

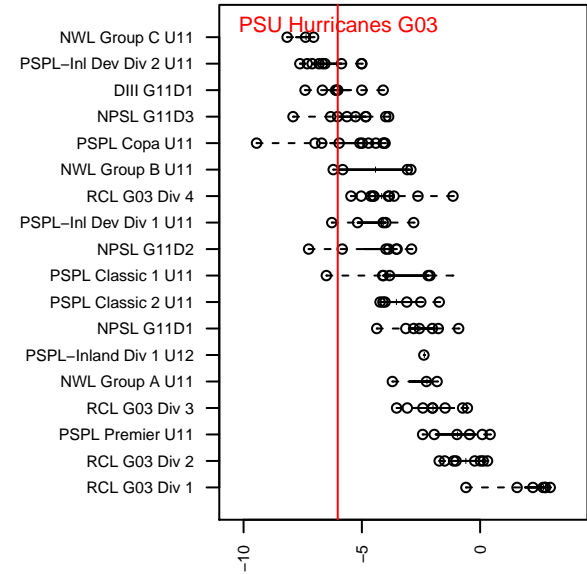
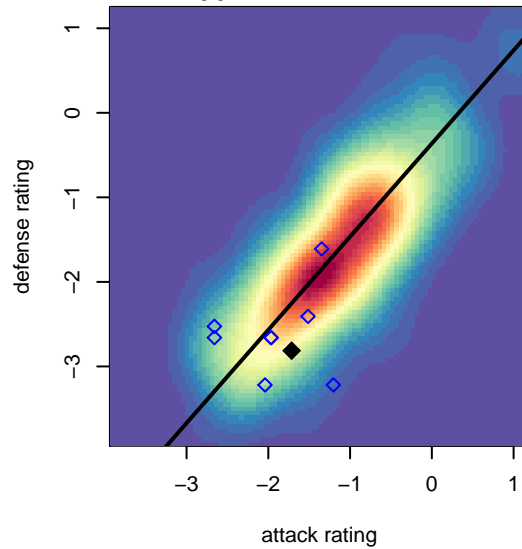
Venues played:
2014 KITG GU11 Rec
2014 DIII G11D1



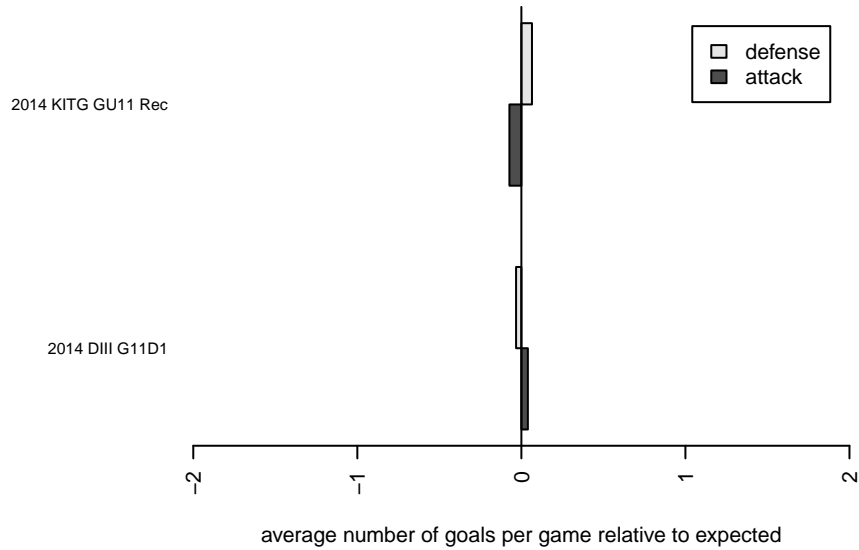
**attack and defense variance (black dot)
relative to other teams
and top 10 in region**



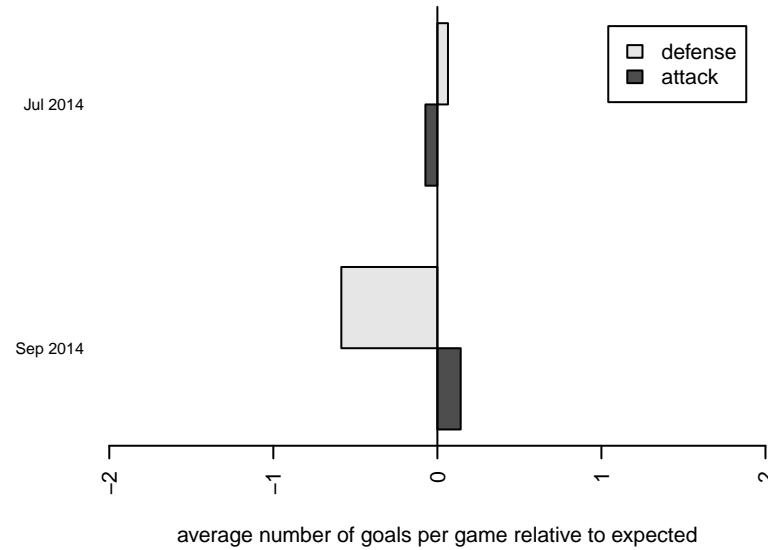
**attack and defense rating
relative to others at age
and all opponents in last 13 months**



Performance relative to 13 month average



Performance relative to 13 month average



date	home		away		venue	pred.home	pred.away
2014-12-06	PSU Hurricanes G03	4	Kent United White G03	4	2014 DIII G11D1	2.43	2.30
2014-11-15	FWFC Team Scream G03	1	PSU Hurricanes G03	2	2014 DIII G11D1	1.10	2.86
2014-11-01	SCORE Patriots Blue G03	0	PSU Hurricanes G03	2	2014 DIII G11D1	3.59	1.77
2014-10-25	MpVSA Avalanche G03	2	PSU Hurricanes G03	1	2014 DIII G11D1	1.40	2.19
2014-10-11	PSU Hurricanes G03	3	FWFC Team Scream G03	1	2014 DIII G11D1	2.86	1.10
2014-09-27	PSU Hurricanes G03	2	SCORE Patriots Blue G03	4	2014 DIII G11D1	1.77	3.59
2014-09-13	MpVSA Masterson G03	4	PSU Hurricanes G03	3	2014 DIII G11D1	2.35	2.37
2014-09-06	Kent United White G03	2	PSU Hurricanes G03	2	2014 DIII G11D1	2.30	2.43
2014-07-20	PSU Hurricanes G03	2	Fire Tigers G03	3	2014 KITG GU11 Rec	0.92	4.21
2014-07-20	Fire Tigers G03	7	PSU Hurricanes G03	0	2014 KITG GU11 Rec	4.21	0.92
2014-07-19	Green Machines G03	1	PSU Hurricanes G03	5	2014 KITG GU11 Rec	2.03	4.66
2014-07-19	Olympia Revolution G03	4	PSU Hurricanes G03	4	2014 KITG GU11 Rec	4.82	4.79